



# Brook Green

Landscape Strategy  
for the FRIENDS OF BROOK GREEN

This Landscape Strategy is put forward as a ‘**draft**’ for discussion to promote feedback from the Friends of Brook Green, local community and residents in and around Brook Green, whilst providing an overarching plan for the western area of Brook Green.

Project No: B-210		Document Reference: BMD.210.RP001			
Revision	Purpose of Issue	Originated	Checked	Reviewed	Date
-	DRAFT ISSUE	SB/LB	--	LB	02.09.2013
2	DRAFT ISSUE	SB/LB		LB	29.09.2013
3	ISSUE TO CLIENT	SB/JP		LB	APRIL 2014
4	FOR COMMENT	SB/ LB		LB	AUG 2014
5	FINAL ISSUE	SB/ LB		LB	OCT 2014
6	ISSUED FOR COMMENT	SB/JP		LB	NOV 2014

**BRADLEY MURPHY DESIGN LTD**  
1 The Courtyard, Hatton Technology Park, Dark Lane, Hatton, Warwickshire, CV35 8XB  
Company No: 7788475

This report is the property of Bradley Murphy Design Ltd and is issued on the condition it is not reproduced, retained or disclosed to any unauthorised person, either wholly or in part without the written consent of Bradley Murphy Design Ltd.

## CONTENTS

1.0	AN INTRODUCTION TO BROOK GREEN
2.0	ACHIEVEMENTS SO FAR
3.0	IDENTIFIED AREAS FOR IMPROVEMENT
4.0	MOVING FORWARD
5.0	CONSTRAINTS AND OPPORTUNITIES
6.0	STRATEGIC MASTERPLAN
7.0	PAVILION
8.0	NORTH TENNIS COURTS
9.0	SOUTH TENNIS COURTS
10.0	THE WESTERN LAWN
11.0	MATERIAL PALETTE

Landscape Strategy  
Brook Green

BMD.210.RP.002D November 2014



## 1.0 AN INTRODUCTION TO BROOK GREEN

Brook Green is a well used island of green in an intensively developed area within the London Borough of Hammersmith and Fulham.

In 2010 a Vision Group was formed, supported by the Brook Green Association ("the BGA") and the Friends of Brook Green ("the Friends") to consider and consult on the future of the Green.

In summary its recommendations, which were strongly supported by feedback from the Community, were that the Green should remain much as it is today with no significant appropriation of green space for other purposes.

Whilst residents feel that the integrity of the park shouldn't be changed, there is an aspiration to see it upgraded and enhanced to maximise its contribution to the community.



## 2.0 ACHIEVEMENTS SO FAR

The Friends of Brook Green have secured various streams of funding to have been able to implement some of their aspirations and goals for the Green, these have included:

- the design and implementation of a new playground which is hugely popular.
- the upgrade of the tennis courts to include resurfacing, the provision of lighting and protection against tree roots.
- the design of a pavilion, kiosk and loos to replace the now demolished maintenance yard and loo block located next to the tennis court. The detail of this is being worked up ahead of a planning application



### 3.0 IDENTIFIED AREAS FOR IMPROVEMENT

Further to the improvements carried out to the playground, the tennis courts and the design work for the new Pavilion, there are a number of items and aspirational items that have also been identified for improvement within the Central Area, both as a result of previous consultation through the Friends of Brook Green and as part of the initial site appraisal work carried out by BMD. These include:

- Little Brook Green needs reconsidering in terms of visually connecting it with the main Green through exploring landscape interventions such as street lamps, de-cluttering of the street scene and similar paving. Following lobbying by the 'Friends' a Boris Bike docking station has been installed on the western perimeter;
- The Western Lawn is to be retained as grass for informal seating, but paths need to be rationalised and formalised. Consideration may need to be given for part of this area to be dog free in summer months;
- To the south of the Western Lawn, the aspiration is to extend the grass as close to the highway boundary as possible, incorporating the trees within a grass or planted edge rather than a tarmac one;
- The western and southern areas of the tennis courts need to be linked back in to the wider Green, at present these are fenced off as 'wildflower areas' but this restricts seating looking into the tennis courts. The pavilion will be a key driver of this space and the design of any immediate public realm associated with this will help create a reference point for other areas;
- To the northern edge of the tennis courts, antisocial behaviour has been reported with people loitering along seating positioned here at night. Much of the seating has now been removed, which appears to have addressed this problem. Aspiration here is to provide a combination of alternative surfacing and seating, reducing the amount of tarmac;
- Boundary treatments are all different and need rationalising throughout the park to provide consistency;
- The kick-about area will remain dog free;

- The St Paul's walkway is a popular spot and provides a pleasant walk. There are opportunities here for some planting, upgrades to the footpath and a link with the current Dog Area, which could then form an extended part of the walk with a natural termination at the Eastern Planted Area. The Dog Area would require digging over and the importation of topsoil to allow turf and planting to establish, but topsoil could be introduced as mounds;
- More generally there are opportunities throughout the park and on boundary roads for de-cluttering of signage, coms boxes and superfluous boundaries to create a more coordinated and coherent set of spaces. This would require the visual identification of possible items for removal and for their potential removal to be explored with the relevant body.
- The removal of the bike rack in the middle of the park area, on the crossing between St Paul's walkway and the Dog Area.

Whilst the playground and the tennis courts have had the ability to be scoped as individual pieces of work, the implementation of the further improvements require an over arching public realm masterplan, identifying all works to be carried out that can be implemented in phases.

### 4.0 MOVING FORWARD

BMD was commissioned to review the existing consultation and vision documents produced over the last three years and to carry out our own process of analysis and sketch design to prepare an over arching public realm masterplan.

Following a process of public consultation to agree the detail of the masterplan, the technical design of these areas will be progressed to allow the work to be costed and implemented in phases.

The scope of the brief has focused the design on a smaller number of areas, namely:

- the interface and design between the pavilion and surrounding public realm;
- space to the south of the tennis courts indicating extent of paving and new planting, to include provision for a new path, indentures for seating, boundary treatments to allow this space to be locked at night;
- the north of the tennis courts to include seating and new surfacing;
- the western lawn; issues here relate to boundary treatments, drainage, extent and location of paths.
- the installation of water capture facilities to take advantage of rainwater runoff from hardsurfacing (the tennis courts, pavilion and surrounding public realm) to supply the need for water including the pavilion's toilets and potentially for irrigation of the lawns.

The document structure comprises:

- analysis of the constraints and opportunities
- presents an overall sketch masterplan
- focuses on further detail of a number of key areas
- presents a number of material palettes for discussion








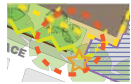
## 5.0 CONSTRAINTS AND OPPORTUNITIES



## EXISTING SITE PHOTOGRAPHS



New playground



Location of new pavilion



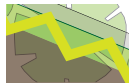
Existing desire lines



Key linkage required



Potential for rationalisation of boundary treatment



Opportunity for stronger green interface



Existing access into park



Extent of black bow top fencing



Extent of green bow top fencing



Extent of existing post and rail fencing

P1 Existing PCC paving and concrete surfacing to footpath

P2 Existing asphalt surfacing

P3 Existing PCC paving, large flags

P4 Existing natural stone



Footpath and cycle path entering park from the north



Relationship of trees to pavement south of the park



Relationship of trees to north of the tennis courts



Footpath looking south with the playground to the east,



Combination of concrete flags and screed to the north of the park



Location of new Pavilion

Constraints and Opportunities can be summarised as follows:

- existing trees and their impact on planting/ surfacing and turf beneath them needs to be considered along with their long term management;
- existing desire lines and the need for new linkage have been explored;
- potential for rationalisation of boundary treatment to allow more consistency;
- potential for new public realm around the pavilion to set a precedent for new surfacing elsewhere within the park overtime, highlighting the importance of agreeing a robust palette of materials and furniture, timeless elegance;
- opportunity to divide the Western Lawn to create a dog free area and to relate better to space around the tennis courts.



## 6.0 STRATEGIC MASTERPLAN

The Masterplan seeks to consolidate some of the areas identified for improvement and routes between them to present a more cohesive and over arching vision for the Central area with the Pavilion and new seating areas at the heart of the space. It presents a strategy that links the Public Realm associated with the Pavilion back to the Western Lawn as part of a wider, more formal area that incorporates seating and an extended area of green to the south of the tennis courts. The redesigning and upgrading of this Central Area will set a precedent for the wider redevelopment of the park in the longer term.

A series of inset plans have been produced to illustrate the detailed design of these areas and comprise: The Pavilion, North Tennis Courts, South Tennis Courts, The Western Lawn, Water Capture Facilities.







**A** Location of new pavilion and associated public realm, day time seating, paving, lighting and cycle stands create a robust functional space characterised by the use of high quality materials.




**B** New informal path links from pavilion across to the west. Asphalt surface dressed aggregate path to complement colour of paving in pavilion area



**C** Extension of grass and relocation of fencing to the south to create a narrower 1400-1600mm footpath, subject to agreement with highways authority. New lawns would incorporate the existing trees and root plates, reducing tarmac/ paving heave.



**D** Upgrade the northern edge of the tennis courts to address antisocial behaviour. New permeable resin bound surfacing intermixed with contrasting paving seating areas.



**E** The current pedestrian cycle route is upgraded to an asphalt surface dressed aggregate path, consolidating the existing contrasting surfacing around the park and contributing to a new formal core.



**F** Planting beds are used to create a semi permeable edge to the pavilion public realm


## 7.0 PAVILION

The Public Realm associated with the Pavilion needs to offer a high quality useable space that acts as a hub to the park entrance and main Central Area. The facilities within the pavilion such as the kiosk, toilets and storage space will mean that open areas need to be robust, practical as well as being visually strong.

Paving is proposed as a mixed palette of silver grey and graphite granite banding. The use of varying shades and inset paving will define seating areas and pedestrian routes to the north and west.

Seating is proposed as a combination of free standing bench seating and picnic style tables promoting views towards the tennis courts and providing space for seating. There is a discussion over whether or not by providing tables antisocial behaviour is encouraged, it may be considered that free standing tables and chairs to be stacked inside the Pavilion at night, in conjunction with a select number of benches would promote safer use of the space.

The furniture palette for this space overall is contemporary, comprising a cast stone litter bin, cycle stands, along with freestanding aluminium tables and chairs. These would sit alongside black bow top fencing which would form the consistent boundary treatment to the park.



### 1 PAVING

Paving should be robust, chosen to withstand heavy use and easily maintained and replaceable.

Material : Granite block paving or similar approved  
 Style: Contrasting grey colour granite paving, using darker bands to denote and tie in with Pavilion elevation.  
 Colours: Cloudy grey fine picked // Banding - Mid Grey Flamed  
 Pattern: Laid in a staggered bond  
 Unit Sizes: 300mm x 200mm





## 2 LITTER BIN

Woodhouse - Escofet PB.1 BASCULANTE is a litterbin consisting of a granite grey reinforced cast stone base and a swivel mounted bin in polished stainless steel (or similar approved).

## 3 SEATING

Tables and chairs to be lightweight and freestanding to allow ease of stacking and the option to put away of a night. The use of aluminium furniture with a polyester powder coat colour finish to complement colours used within the Pavilion area.



## 4 CYCLE STANDS

Stainless steel cycle stands adjacent to tennis courts: 4 cycle stands (provision for 8 no. bikes) root fixed. Stainless steel bollards to define the public realm from the footpath whilst creating a permeable edge, root fixed.




TENNIS COURTS

## 8.0 NORTH TENNIS COURT

The area to the north of the tennis courts has been the focus of previous consultation, with an aspiration for this area to reduce opportunities for antisocial behaviour.

The proposal seeks to integrate this area in to the central core of the park through the use of a common palette of paving.

Seating will incorporate an element of timber to allow it to relate to the tree lined avenue and create a more formal setting compared with the Pavilion area. The surface is proposed to be upgraded to a permeable resin bound surfacing intermixed with contrasting paving seating areas (or similar approved).



### 1 PAVING

Paving underneath seating areas should be robust, chosen to withstand heavy use and easily maintained and replaceable. Materials to complement those used in the Pavilion area.

Material : Granite Block Paving (or similar approved)  
Colours: Cloudy Grey colour granite paving  
Unit Sizes: 200 x 200mm / 200 x 300mm  
Pattern: Laid in a staggered bond, edged with contrasting darker Mid Grey Flamed granite unit





## 2 SEATING

Curved timber bench seating set around existing trees. Woodscape 'Clifton' curved timber bench, 2.0m radius (or similar approved)



## 3 TREE SURFACE - RESIN BOUND AGGREGATE

UV stable resin bound aggregate porous surround tree pit system. The Tree Pit System is a clean, natural aggregate surround for planted trees in public and private areas. An alternative to traditionally costly metal grilles, the surfacing surrounds the tree in a solid yet flexible construction which prevents a build up of litter and removes a storage or hiding place for hazardous and unsavoury items. The natural stone aggregate is porous, allowing water to permeate and the tree to feed and grow, and suitable for light foot traffic.

Material: RonaDeck Eco Tree Pit UV stable resin bound porous surround tree pit system (or similar approved)  
Colour: Silver Star



## 9.0 SOUTH TENNIS COURT

The approach to the south of the tennis courts seeks to formally characterise the area surrounding the tennis courts.

Planting would border the tennis court edge of the main pedestrian/ cycle path and would wrap around the tennis courts to the east to create a softer interface with the courts, along with proposed seating indented from a newly proposed footpath running east to west.

Bollards to the north and south of the main pedestrian/ cycle route would be replaced with cycle friendly gates allowing the space within the park to appear less constrained.

The existing tarmac footpath within the highways boundary is to be replaced with grass which will then extend to a reduced width footpath 1400-1600mm. New bow top fencing forms a boundary to this space.



### 4 FOOTPATH SURFACING

Upgrade existing north/ south tarmac path with asphalt with exposed aggregate finish in grey to complement granite paving used elsewhere.





### 1 PEDESTRIAN FOOTWAY

Existing 3-4m width footway is reduced to 1.6m, to allow existing tree roots to be incorporated within amenity shade tolerant seeded grass area. Edge of footpath demarcated by black bow top fencing.




### 2 TIMBER BENCH SEATING

Landscape Forms 'Palisade' timber bench 1.8m long to be used within informal parkland areas (or similar approved).



### 3 MEADOW MOUNDS

Undulating species rich grassland creates an oasis within the parkland for thought and reflection in a diverse grassland backdrop



### 5 PLANTING

Planting to comprise native and ornamental evergreen and deciduous structural shrubs and perennials to offer form, colour and scent throughout the year.

Species will include:

- Buxus sempervirens (Box)
- Lonicera nitida (Boxleaf honeysuckle)
- Viburnum bodnantense 'Dawn' (Viburnum)
- Hamamelis x intermedia 'pallida' (Witch Hazel)
- Viburnum opulus (Guelder Rose)
- Crocsmia masoniorum (Montbretia)





## 10.0 WESTERN LAWN

The Western Lawn remains largely the same but with a few key interventions which allows the space to still function as an informal place for seating, ball games and dog exercising.

A new path is proposed running north east and south west to respond to a natural desire line running across the park.

New bench seating associated with new planting is proposed along the eastern edge of this space with views across to the west.



### 1 BENCH SEATING

Landscape Forms 'Palisade' timber bench 1.8m long to be used within informal parkland areas.





## 2 FOOTPATH SURFACING

Upgrade existing north/ south tarmac path with asphalt with exposed aggregate finish in grey to complement granite paving used elsewhere.



## 3 SHRUB PLANTING

Planting to comprise native and ornamental evergreen and deciduous structural shrubs and perennials to offer form, colour and scent throughout the year.

Species will include:

Buxus sempervirens (Box)  
Lonicera nitida (Boxleaf honeysuckle)  
Viburnum bodnantense 'Dawn' (Viburnum)  
Hamamelis x intermedia 'pallida' (Witch Hazel)  
Viburnum opulus (Guelder Rose)  
Crocosmia masoniorum (Montbretia)



## Hard Landscape



### *Granite Block Paving*

Product: Marshalls Granite Paving;

Area: Pavilion paved areas and under curved seating north of tennis courts (or similar approved).

Colour: GRA922 Cloudy Grey  
Finish: Fine Picked  
Size: 300 x 200 x 60mm  
Pattern: Laid in a staggered bond



### *Granite Banding*

Product: Marshalls Granite Paving;

Area: Contrasting banding to Pavilion paved areas and edging to seating areas north of tennis court (or similar approved).

Colour: GRA903 Mid Grey;  
Finish: Flamed  
Size: 200 x 200 x 60mm  
Pattern: Laid in a staggered bond



### *Asphalt Exposed Aggregate*

Area: To informal pathways south of tennis court and the north / south axis through park (west of tennis courts)

Colour: Silver Grey



### *Resin Bound Aggregate*

Product: RonaDeck Eco Tree Pit UV stable resin bound porous surround tree pit system (or similar approved)

Area: Under existing trees north of tennis court.

Colour: Silver Star;



# Street Furniture



## Chairs

Product: Landscapeforms® Chipman Free standing Chairs, lightweight, option to stake and put away at night (or similar approved)

Area: Pavilion Cafe Area  
Chair: Armless  
Material: Aluminium  
Size: 558 x 508 x 838mm (d,w,h)  
Colour: TBC by client  
Finish: All metal is finished with proprietary Pangard II® polyester powdercoat, a hard yet flexible finish that resists rusting, chipping, peeling and fading.



## Tables

Product: Landscapeforms® Chipman Free standing table, lightweight, option to be freestanding, or surface mounted (or similar approved).

Area: Pavilion Cafe Area  
Material: Aluminium  
Size: 1143 x 736mm (dia,h)  
Colour: TBC by client  
Finish: All metal is finished with proprietary Pangard II® polyester powdercoat, a hard yet flexible finish that resists rusting, chipping, peeling and fading.



## Litter Bin

Product: Woodhouse - Escofet PB.1 BASCULANTE is a litterbin consisting of a granite grey reinforced cast stone base and a swivel-mounted bin in polished stainless steel (or similar approved).

Area: Pavilion Entrance  
Size: 700 x 500 x 700mm (d,w,h)  
Colour: Grey  
Fixing: Freestanding  
Capacity: 48 litres  
Material: Reinforced cast stone



## Cycle Stands

Product: Broxap Stainless Steel Sheffield Cycle Stand BXMW/SSSO (or similar approved).

Area: Adjacent to Tennis Court  
Size: Senior  
800 x 715mm (h, w)  
Material: Stainless steel supplied in Grade 304  
Fixing: Root fixed



## Timber Bench Seating

Product: Landscape forms 'Palisade' bench (or similar approved).

Area: On informal pathways  
Size: 1.8m long  
Material: Hardwood  
Fixing: Root fixed



## Curved Timber Bench

Product: Woodscape 'Clifton' curved hardwood curved bench

Area: North of tennis courts  
Size: 2m radius x width 600mm  
Colour: Powder coated mild steel legs  
Fixing: Root fixed  
Material: Hardwood

# Boundary Treatment



*Bow Top Fencing*

Product: Jacksons Bow top fencing (or similar approved)

Bow Top fencing and gates, also known as Hairpin fencing or hoop top fencing, provides a versatile and durable demarcation and access solution.

Area: Park perimeter  
 Size: 1.2m high panels  
 Colour: Black  
 Finish: Galvanized to BS EN 1461 as standard, Polyester powder coating colour finish



*Low Knee Rail*

Product: Middleton Forge Fencing (or similar approved)

Low knee rail to line the perimeter of the northern part of the park. A simple and effective measure of creating a boundary.

Area: Park perimeter  
 Size: 450mm high  
 Colour: Black  
 Finish: Steel Galvanized to BSEN1461 as standard, Polyester powder coating colour finish

# Soft Landscape



*Ornamental Shrub Planting*

Planting to comprise native and ornamental evergreen and deciduous structural shrubs, perennials and bulbs to offer form, colour and scent throughout the year.

Area: At key entrances and west of tennis courts

Key species:- Shrubs and Perennials

Buxus sempervirens	(Box)
Lonicera nitida	(Boxleaf honeysuckle)
Viburnum bodnantense 'Dawn'	(Viburnum)
Hamamelis x intermedia 'pallida'	(Witch Hazel)
Viburnum opulus	(Guelder Rose)
Crocsmia masoniorum	(Montbretia)



